


ALLROUND SOLUTION

# SIBU PANEL SYSTEM



SIBU | DESIGN

ALLROUND SOLUTION

# SIBU PANEL SYSTEM

Das SIBU PANEL SYSTEM (SPS) ist die ultimative Lösung für Wandverkleidungen. Ob im Hotel, Restaurant, auf Messen, im Ladenbau oder in öffentlichen Gesundheitseinrichtungen - die Haptik von SPS verleiht Räumen beeindruckende Dimensionen.



Die meisten unserer vielfältigen Designs sind auch in schwer entflammbarer Ausführung (FR) erhältlich, was höchste Sicherheitsstandards mit Ästhetik vereint. Vertrauen Sie auf das SIBU PANEL SYSTEM, um Ihre Wandgestaltung in jeder Umgebung mit Stil und bemerkenswerter Beständigkeit zu perfektionieren.

*SIBU PANEL SYSTEM (SPS) is the ultimate solution for wall cladding. Whether in hotels, restaurants, trade fairs, shop fitting or in public health care facilities - the haptics of SPS adds impressive dimensions to any room.*

*Most of our diverse designs are also available in a flame retardant version (FR), ensuring the highest safety standards in combination with aesthetics. Rely on the SIBU PANEL SYSTEM to perfect your wall design in any environment with style and remarkable durability.*



VIDEO CLIP



**DM Chalk Light AR HDF**  
2600 x 1000 x 4,2 / NA 27393


**DM Chalk Light AR HDF FR**  
2600 x 1000 x 4 / NA 27321



**DM Fuzzy Grey HDF**  
2600 x 1000 x 3,9 / NA 27392



**DM CONCRETE Grey AR HDF**  
2600 x 1000 x 3,9 / NA 27320



**DM Tarmac Ash HDF**  
2600 x 1000 x 4,2 / NA 27317

**DM Tarmac Ash HDF FR**  
2600 x 1000 x 4 / NA 27318





**SL BRIDGE Alaska White HDF**  
2600 x 1000 x 4,5 / NA 27400

**SL BRIDGE Alaska White HDF FR**  
2600 x 1000 x 4,3 / NA 27423



**SL STREAM Alaska White HDF**  
2600 x 1000 x 4,5 / NA 27405

**SL STREAM Alaska White HDF FR**  
2600 x 1000 x 4,3 / NA 27428




**SL DUNE Alaska White HDF**  
2600 x 1000 x 4,5 / NA 27411

**SL DUNE Alaska White HDF FR**  
2600 x 1000 x 4,3 / NA 27434



**SL RAW Alaska White HDF**  
2600 x 1000 x 4,5 / NA 27417

**SL RAW Alaska White HDF FR**  
2600 x 1000 x 4,3 / NA 27440



**SL BRIDGE Grey Cashmere HDF**  
2600 x 1000 x 4,5 / NA 27311

**SL BRIDGE Grey Cashmere HDF FR**  
2600 x 1000 x 4,3 / NA 27313



**SL STREAM Grey Cashmere HDF**  
2600 x 1000 x 4,5 / NA 27406

**SL STREAM Grey Cashmere HDF FR**  
2600 x 1000 x 4,3 / NA 27429




**SL DUNE Grey Cashmere HDF**  
2600 x 1000 x 4,5 / NA 27412

**SL DUNE Grey Cashmere HDF FR**  
2600 x 1000 x 4,3 / NA 27435



**SL RAW Grey Cashmere HDF**  
2600 x 1000 x 4,5 / NA 27418

**SL RAW Grey Cashmere HDF FR**  
2600 x 1000 x 4,3 / NA 27441



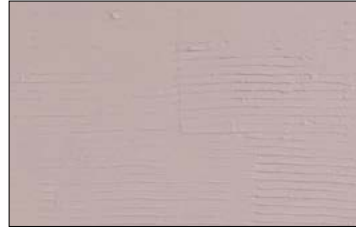
**SL BRIDGE Rose Blush HDF**  
2600 x 1000 x 4,5 / NA 27398

**SL BRIDGE Rose Blush HDF FR**  
2600 x 1000 x 4,3 / NA 27421



**SL STREAM Rose Blush HDF**  
2600 x 1000 x 4,5 / NA 27403

**SL STREAM Rose Blush HDF FR**  
2600 x 1000 x 4,3 / NA 27426



**SL DUNE Rose Blush HDF**  
2600 x 1000 x 4,5 / NA 27409

**SL DUNE Rose Blush HDF FR**  
2600 x 1000 x 4,3 / NA 27432




**SL RAW Rose Blush HDF**  
2600 x 1000 x 4,5 / NA 27415

**SL RAW Rose Blush HDF FR**  
2600 x 1000 x 4,3 / NA 27438



**SL BRIDGE Acadia Mint HDF**  
2600 x 1000 x 4,5 / NA 27397

**SL BRIDGE Acadia Mint HDF FR**  
2600 x 1000 x 4,3 / NA 27420



**SL STREAM Acadia Mint HDF**  
2600 x 1000 x 4,5 / NA 27402

**SL STREAM Acadia Mint HDF FR**  
2600 x 1000 x 4,3 / NA 27425



**SL DUNE Acadia Mint HDF**  
2600 x 1000 x 4,5 / NA 27408

**SL DUNE Acadia Mint HDF FR**  
2600 x 1000 x 4,3 / NA 27431



**SL RAW Acadia Mint HDF**  
2600 x 1000 x 4,5 / NA 27414

**SL RAW Acadia Mint HDF FR**  
2600 x 1000 x 4,3 / NA 27437




**SL BRIDGE Dark Sage HDF**  
2600 x 1000 x 4,5 / NA 27396

**SL BRIDGE Dark Sage HDF FR**  
2600 x 1000 x 4,3 / NA 27419



**SL STREAM Dark Sage HDF**  
2600 x 1000 x 4,5 / NA 27401

**SL STREAM Dark Sage HDF FR**  
2600 x 1000 x 4,3 / NA 27424



**SL DUNE Dark Sage HDF**  
2600 x 1000 x 4,5 / NA 27407

**SL DUNE Dark Sage HDF FR**  
2600 x 1000 x 4,3 / NA 27430




**SL RAW Dark Sage HDF**  
2600 x 1000 x 4,5 / NA 27413

**SL RAW Dark Sage HDF FR**  
2600 x 1000 x 4,3 / NA 27436




**SL BRIDGE Scandic Blue HDF**  
2600 x 1000 x 4,5 / NA 27399

**SL BRIDGE Scandic Blue HDF FR**  
2600 x 1000 x 4,3 / NA 27422



**SL STREAM Scandic Blue HDF**  
2600 x 1000 x 4,5 / NA 27404

**SL STREAM Scandic Blue HDF FR**  
2600 x 1000 x 4,3 / NA 27427



**SL DUNE Scandic Blue HDF**  
2600 x 1000 x 4,5 / NA 27410


**SL DUNE Scandic Blue HDF FR**  
2600 x 1000 x 4,3 / NA 27433




**SL RAW Scandic Blue HDF**  
2600 x 1000 x 4,5 / NA 27416

**SL RAW Scandic Blue HDF FR**  
2600 x 1000 x 4,3 / NA 27439

## TRÄGERMATERIALIEN *BASE MATERIALS*




HDF




HDF FR

## PROFILSYSTEM *PROFILE SYSTEM*


Farbe: Silver natur (weitere Farben auf Anfrage)  
*Colour: natural silver (other colours on request)*




Profil Außenwinkel  
*Profile outer angle*



Profil Innenwinkel  
*Profile inner angle*



Doppeleinschubprofil  
*Double insertion profile*



Abschlussprofil  
*End profile*

## MONTAGE *ASSEMBLY*

Strang- bzw. Flächenverklebung, eine zusätzliche mechanische Befestigung bei einer Deckenanwendung wird empfohlen.  
Keine Dehnfuge erforderlich.

*Strand or surface bonding, additional mechanical fastening is recommended for the use on ceilings.  
No expansion joint is required.*

## KLEBEREMPFEHLUNGEN *ADHESIVE RECOMMENDATIONS*

**Kartuschen-Kleber:** K1-Hybrid-Kleber, Bostik H551 Supergrip Multi, Ramsauer 640

**Spachtelkleber:** Glutolin UK, Bostik Ardaflex® Multi (Zahnspachtel A2)

*Cartridge adhesive: K1-Hybrid adhesive, Bostik H551 Supergrip Multi, Ramsauer 640*

*Putty adhesive: Glutolin UK, Bostik Ardaflex® Multi (tooth spatula A2)*

## BRANDSCHUTZERKLÄRUNG *FIRE PROTECTION DECLARATION*

SIBU PANEL SYSTEM FR Produkte müssen auf Untergründen verklebt werden, die der Brandschutzklassifizierung A2 - s1, d0 nach EN 13501-1 entsprechen (wie z.B. Gipskartonplatten oder ähnliche Baustoffe) um ein Brandverhalten von C - s2 - d0 nach EN 13501-1 zu erreichen.

*SIBU PANEL SYSTEM FR products must be bonded to substrates that comply with the fire protection classification A2 - s1, d0 according to EN 13501-1 (such as plasterboard or similar building materials) to achieve a fire performance of C - s2 - d0 according to EN 13501-1.*

NA Nicht klebend  
*Non-adhesive*

i Detailliertere Infos dazu finden Sie auf [www.sibu.at](http://www.sibu.at)  
*You can find more detailed information on [www.sibu.at](http://www.sibu.at)*

# SIBU | DESIGN

SIBU DESIGN GmbH & Co KG  
Jupiterstraße 8 / 4452 Ternberg / Austria  
T: +43 (0) 7256.6025.0 / [info@sibu.at](mailto:info@sibu.at) / [www.sibu.at](http://www.sibu.at)

SIBU DESIGN 0923